





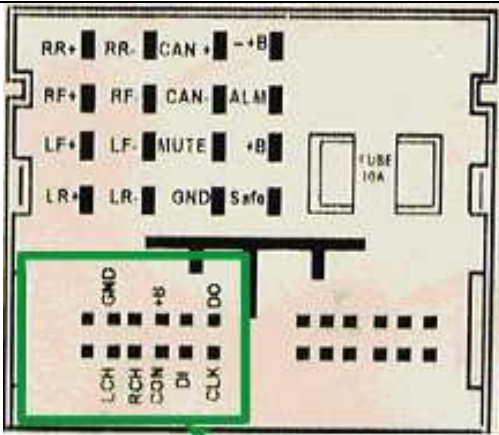
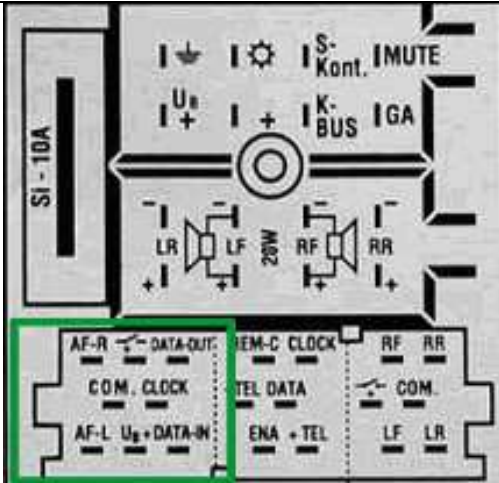



## Harness compatibility chart – GROM Audio

Below chart matches connector at the back of the stereo with the appropriate adapter and cable SKU for GROM-USB, GROM-IPOD, GROM-AUX and Car2PC adapters

Car Make	Harness at the back of the radio	Adapter SKU	Cable SKU
Honda/Acura 03+		GROM-USB-HON1 GROM-AUX-HON1 GROM-IPOD-HON1 CAR2PC-HON1	HON03
Honda/Acura 99-03		GROM-USB-HON GROM-AUX-HON GROM-IPOD-HON CAR2PC-HON	MBUS
Honda/Acura 91-98		GROM-USB-HON GROM-AUX-HON GROM-IPOD-HON CAR2PC-HON	HON92
Toyota/Lexus 98-03		GROM-USB-TOY GROM-AUX-TOY GROM-IPOD-TOY CAR2PC-TOY	TOY1
Toyota/Lexus 03+		GROM-USB-TOY GROM-AUX-TOY GROM-IPOD-TOY CAR2PC-TOY	TOY

<p>Rover</p>	 <p>connection port</p>	<p>GROM-USB-BMW GROM-AUX-BMW GROM-IPOD-BMW CAR2PC-BMW</p>	<p>RVR</p>
<p>VW Double Din ( stereo is 4 inches in height)</p>	 <p>connection port</p>	<p>GROM-USB-VAG GROM-AUX-VAG GROM-IPOD-VAG CAR2PC-VAG</p>	<p>VAGD*</p>
<p>VW Single DIN (stereo is 2 inches in height) AUDI all</p>	 <p>connection port</p>	<p>GROM-USB-VAG GROM-AUX-VAG GROM-IPOD-VAG CAR2PC-VAG</p>	<p>VAGS*</p>

**BMW 98-06  
MINI**



- connection wires
- connect 10-pin audio cable here






Or



- connection wires
- connect 10-pin audio cable here

**GROM-USB-BMW  
GROM-AUX-BMW  
GROM-IPOD-BMW  
CAR2PC-BMW**

**BMW**

Mercedes 94-98	 <p>connection port</p>	<b>GROM-USB-MB</b> <b>GROM-AUX-MB</b> <b>GROM-IPOD-MB</b> <b>CAR2PC-MB</b>	MB
Nissan/Infiniti 03 and up		<b>GROM-USB-NIS02</b>	NIS2
Ford/Lincoln/ Mercury		<b>GROM-USB2-FRD</b>	FRD07
Chrysler/ Jeep	 <p>connection port</p>	<b>GROM-USB-CHR</b> <b>GROM-AUX-CHR</b> <b>GROM-IPOD-CHR</b> <b>CAR2PC-CHR</b>	CHR03
Mazda		<b>GROM-USB-MAZ</b> <b>GROM-AUX-MAZ</b> <b>GROM-IPOD-MAZ</b> <b>CAR2PC-MAZ</b>	MAZ02

Notes:

\* For VW/AUDI/Seat/Skoda interfaces with VAGS or VAGD cable: **there is a black single cable on the vehicle specific harness that you will need to attach to the metal part of the car stereo chassis (car stereo body).** Without attaching the black cable to the chassis of the stereo GROM adapter will not work! Please read the instructions in you booklet or at <http://gromaudio.com/documents.html>